

## How to Appear in Pahrump Justice Court Department A Using GoToMeeting

Meeting Room: **PJC Dept A courtroom**



Phone Audio: **(872) 240-3412**

Access Code: **695-953-149**

GoToMeeting is compatible with any computer, tablet or smartphone with a camera, microphone, and speakers.

1. If using a tablet or smartphone:
  - a. Download the GoToMeeting app from the Apple App Store for iPhones or Google Play Store for Android
  - b. Open the GoToMeeting App and proceed to Step 3
2. From your computer, browse to [www.JoinGoToMeeting.com](http://www.JoinGoToMeeting.com) (not case-sensitive)
3. Enter the Meeting ID or Access code (numbers only) **695-953-149**





4. Click **Join**
5. Click **OK, I'm Ready**
6. If prompted, enter your name
7. If prompted, select your microphone and speakers -OR- call in using the number (872) 240-3412, Access Code 695-953-149#
8. Enable the webcam by clicking the icon 
9. Click **Share my webcam**
10. Unmute and mute the microphone or phone when appropriate 

### Troubleshooting


**If there is no audio from the courtroom, check the following:**

- Speakers or headset are not muted and volume is turned up

**If the courtroom is unable to hear you, check the following:**

- Unmute your microphone by clicking on this icon . The icon should be green. 
- Move closer to your microphone.

**If the courtroom is unable to see you on camera, check the following:**

- Enable your camera by clicking on this icon . The icon should be green. 